

Welcome to your Cool Keyboard!

Man & Machine's "cool" keyboards have a lot to offer. These keyboards are water and contaminant proof, and ideal for industrial, marine, and medical use, as well as other applications where moisture, cleaning, and durability are a consideration. They are also much quieter than standard keyboards. Our "cool" keyboards can be equipped with our Backlight option (where LED's are installed under each key for use in dark or low light conditions), and our "MAGFIX" option (where magnets are installed in the base to help hold it in place on ferrous surfaces). Our "touch" and "+" keyboards are also available with built-in touchpads for an "all in one" solution.

Product specifications and options vary, please see our website for more information at www.man-machine.com

Disinfectants recommended by Man & Machine, Inc.:

- Chlorine based (max 10% solution) - Chlorox, Novalsan.
- Formaldehyde based - Formaldehyde Solution 37%, Vinco, Formaldegen
- Glutaraldehyde based - Aldacide 200, Lysofume, Wavicide.
- Phenol based - Lysol I.C., Beaucoup, Magna Clean, Tek-Trol.
- Alcohol based - Cavicide, Isopropyl Alcohol, Medicide, Dürr FD 322, FD 333 and FD 350.
- Oxidizing - Hydrogen Peroxide 3% Solution, Lifeguard Series.
- Quaternary Ammonium - Roccal-D, Bacto-Sep, Parvosol, Dürr FD 300 2%, Dürr FD 312 2%.
- Soap and water

DO NOT USE:

Petroleum based cleaning fluids, such as Gasoline, Acetone, over 10% bleach solutions, temperature or pressure sterilization, buffing pads or scrubbing pads.

*****USE OF PRODUCTS CONTAINING PETROLEUM OR ORGANIC ACID COMPONENTS IS STRICTLY PROHIBITED WITH THIS KEYBOARD. USE OF THESE WILL VOID MANUFACTURERS WARRANTY*****

For regulatory information, see our website at <http://www.man-machine.com/compliance/>



You can email us at: info@mmimd.com
Call us at: (301) 341-4900
In Europe, contact +31-23-5450185
www.man-machine.com




Installing Your Cool Keyboard

*****Keyboard is USB only and is not PS/2 Compatible*****

- Attach the keyboard cable to any USB computer port.
(You do not have to turn off your computer, and there is no software to install)

For Keyboards with Backlight Option:






Infinitely Adjustable Mode:

- Press and hold the Backlight key  to adjust brightness.
- Release the key once the desired brightness is achieved.
- Pressing the key after five seconds turns off the backlight.
- Pressing the key when the backlight is off turns on the backlight to its previously set brightness.

Step Mode:

- Pressing the Backlight key once turns on the backlight at low brightness.
- A second press within five seconds turns up the backlight to medium brightness.
- A third press within five seconds turns up the backlight to high brightness.
- A fourth press within five seconds turns off the backlight.
- After a five second wait, pressing the key turns off the backlight.
- Pressing the key when the backlight is off turns on the backlight to its Previously set brightness.

Tru Lock Cleaning Instructions for Waterproof Keyboards:

- To clean your Cool Keyboard while it is plugged into the PC, press the left and right Control ("Ctrl") keys   at the same time for 3 seconds to lock the keyboard.
- When keyboard is locked, the Caps Lock icon  will blink.
- On Hygienic White and Black Backlight keyboards, the LED on "Ctrl" keys will also blink while keyboard is locked.
- Clean the surface of the keyboard by wiping, brushing, spraying or dipping it. Use only a cloth, sponges or soft bristle brushes.
- Either wipe with a dry cloth or allow to air dry.
- After cleaning the keyboard, press both Control ("Ctrl") keys   again for 3 seconds to unlock the keyboard.
- When cleaning keyboard not plugged into PC, DO NOT allow the USB connector to get wet or come in contact with cleaners.
- For Touchpad Keyboards, touchpad area must be dry before unlocking keyboard. Touchpad may not work properly if used while wet.

THESE INSTRUCTIONS AND RECOMMENDATIONS HAVE BEEN PREPARED TO ADVISE THE PROPER METHODS FOR CLEANING YOUR PRODUCT. MAN & MACHINE, INC. OR THE LOCAL DISTRIBUTOR CANNOT ASSUME ANY RESPONSIBILITY FOR THE APPLICATION OF THEM. IF THERE ARE ANY QUESTIONS, PLEASE CONTACT PLACE OF PURCHASE OR MMI PRIOR TO CLEANING.

The Windows logo is a trademark or registered trademark of Microsoft Corporation in the United States and/or other countries.

PRODUCT WARRANTY STATEMENT

Man & Machine, Inc. (“Manufacturer”) warrants to the original purchaser (the “Customer”) that the products it manufactures (“Product”) shall be free from defects in materials and workmanship at the time of shipment. Manufacturer’s sole obligation under this Warranty shall be limited to repairing or replacing with the same or comparable item, at its option, free of charge, any product returned to Manufacturer freight prepaid that is deemed to have failed under Manufacturer’s warranty. Manufacturer shall have no obligation under this Warranty or otherwise if (1) the Product has been damaged by abuse, negligence, accident, mishandling, lightning or flood, or other Acts of God, (2) the Product has been affected by normal wear and tear, (3) the Product has not been operated in accordance with its operating instructions, (4) the Product has been altered or repaired by anyone outside Manufacturer (5) adaptations or accessories have been made or attached to the Product which, in Manufacturer’s sole determination, have adversely affected its performance, safety or reliability.

If a Product should malfunction or fail during the warranty period, contact the original place of purchase for return options. If purchased directly from Man & Machine, Inc., please submit a Return Material Authorization (RMA). This form can be located on our website at <http://www.man-machine.com/forms/replacement-form.php>. Please complete requested information and provide a detailed description of the problem. Returned Products must include the RMA number clearly marked on the outside of the package. Manufacturer will not be responsible for any unnecessary items included with any returned Product.

THIS WARRANTY IS THE EXCLUSIVE WARRANTY FOR ANY PRODUCT. MANUFACTURER SPECIFICALLY DISCLAIMS ANY AND ALL OTHER WARRANTIES OF ANY KIND, EXPRESS OR IMPLIED, INCLUDING ANY WARRANTIES OF FITNESS FOR A PARTICULAR PURPOSE OR OF MERCHANTABILITY. MANUFACTURER SHALL NOT BE LIABLE IN TORT, INCLUDING NEGLIGENCE OR STRICT LIABILITY, AND SHALL HAVE NO LIABILITY AT ALL FOR INJURY TO PERSONS OR PROPERTY. MANUFACTURER’S LIABILITY FOR FAILURE TO FULFILL ITS OBLIGATION UNDER THIS LIMITED WARRANTY OR ANY OTHER LIABILITY IN CONNECTION WITH A PRODUCT SHALL BE LIMITED TO THE AMOUNT OF THE PURCHASE PRICE RECEIVED BY MANUFACTURER FOR THE PRODUCT. THE REMEDIES STATED IN THIS LIMITED WARRANTY ARE THE CUSTOMER’S EXCLUSIVE REMEDIES AGAINST MANUFACTURER REGARDING ANY PRODUCT. UNDER NO CIRCUMSTANCES SHALL MANUFACTURER BE LIABLE FOR ANY INDIRECT, INCIDENTAL, SPECIAL OR CONSEQUENTIAL DAMAGES, INCLUDING LOST PROFITS AND REVENUES, INCONVENIENCE OR INTERRUPTIONS IN OPERATIONS, OR ANY OTHER COMMERCIAL OR ECONOMIC LOSSES OF ANY KIND. THESE LIMITATIONS AND DISCLAIMERS ARE NOT MADE BY MANUFACTURER WHERE PROHIBITED BY LAW. SOME STATES PROHIBIT LIMITATIONS OF WARRANTIES AND THE CUSTOMER MAY HAVE ADDITIONAL RIGHTS IN THOSE STATES.

All items returned for warranty repair/replacement must be sent freight prepaid and insured to either the original place of purchase or to the Manufacturer, referencing a valid RMA number:

Man & Machine, Inc.
3706 West Street
Landover, MD 20785

All warranty repairs or replacements will be returned freight prepaid by ground service to any destination within the Continental United States. Charges for repairs/replacements shipped back outside this region are the responsibility of the end user.

PRODUCTS MUST BE CLEANED/SANITIZED BEFORE RETURNING. RETURNS WILL NOT BE ACCEPTED THAT HAVE NOT BEEN DISINFECTED.

For current warranty information, visit our website at www.man-machine.com. Warranty period subject to change.